



















































# HD / Junction boxes













Model	Junction boxes	Installation			
<b>Bullet</b>  I4	<b>IP66</b>  PR-JB12IP66 <b>IP64</b>  PR-JB12IP64	<b>Wall</b>  PR-WB12 <small>optional</small>  PR-B10EX	<b>Ceiling</b>  PR-CB12 <small>optional</small>  PR-B10EX	<b>Pole</b>  PR-B50PB <small>optional</small>  PR-CB12	<b>Corner</b>  PR-B50ECB <small>optional</small>  PR-CB12
<b>Bullet</b>  I2	<b>IP66</b>  PR-JB12IP66 <b>IP64</b>  PR-JB12IP64	<b>Wall</b>  PR-WB12 <small>optional</small>  PR-B10EX	<b>Ceiling</b>  PR-CB12 <small>optional</small>  PR-B10EX	<b>Pole</b>  PR-B50PB <small>optional</small>  PR-CB12	<b>Corner</b>  PR-B50ECB <small>optional</small>  PR-CB12
<b>Bullet</b>  TVL	<b>IP66</b>  PR-B45JB <b>IP64</b>  PR-B37JB	<b>Wall</b> <small>MUST</small>  PR-B45BC <small>optional</small>  PR-B10LB+  PR-B10EX	<b>Ceiling</b> <small>MUST</small>  PR-B45BC <small>optional</small>  PR-B10SB+  PR-B10EX	<b>Pole</b>  PR-B50PB <small>optional</small> <b>Wall Set</b>  PR-B50ECB <small>optional</small> <b>Wall Set</b>	<b>Corner</b>  PR-B50ECB <small>optional</small> <b>Wall Set</b>
		<b>Wall</b> <small>optional</small>  PR-B10LB  PR-B10EX	<b>Ceiling</b> <small>optional</small>  PR-B10SB  PR-B10EX		













### Model

### Junction boxes

### Installation

 <b>DI-VF</b>	<b>Wall A</b>  PR-WB-A	OR	<b>IP66</b>  PR-JB14IP66	<b>IP64</b>  PR-JB14IP64	<b>Wall B</b>  optional  optional PR-WB14 PR-B10EX		<b>Ceiling</b>  optional  optional PR-CB14 PR-B10EX		<b>Pole</b>  optional  optional PR-B50PB PR-WB14		<b>Corner</b>  optional  optional PR-B50ECB PR-WB14	

 <b>DI-FIX</b>	<b>Wall A</b>  PR-WB-A	OR	<b>IP66</b>  PR-JB12IP66	<b>IP64</b>  PR-JB12IP64	<b>Wall B</b>  optional  optional PR-WB12 PR-B10EX		<b>Ceiling</b>  optional  optional PR-CB12 PR-B10EX		<b>Pole</b>  optional  optional PR-B50PB PR-WB12		<b>Corner</b>  optional  optional PR-B50ECB PR-WB12	

 <b>DAI-VF</b>	<b>IP66</b>  PR-JB14IP66	<b>IP64</b>  PR-JB14IP64	<b>Wall</b>  optional  optional PR-WB14 PR-B10EX		<b>Ceiling</b>  optional  optional PR-CB14 PR-B10EX		<b>Pole</b>  optional  optional PR-B50PB PR-WB14		<b>Corner</b>  optional  optional PR-B50ECB PR-WB14		OR  optional PR-ICB23

 <b>DVL</b>	<b>IP66</b>  PR-B45JB	<b>Wall</b> <b>MUST</b>  +  optional PR-B45BC PR-B10LB+	<b>Ceiling</b> <b>MUST</b>  +  optional PR-B45BC PR-B10SB+	<b>Pole</b>  optional PR-B50PB	<b>Corner</b>  optional PR-B50ECB

<b>IP64</b>  PR-B37JB	<b>Wall</b>  optional  optional PR-B10LB PR-B10EX	<b>Ceiling</b>  optional  optional PR-B10SB PR-B10EX
--	--	--

<b>Dome PTZ</b>  DAIPT	<b>Wall</b>  optional PR-B20DWB	<b>Ceiling</b>  optional PR-B20C
---	--	---